



G R U N D O M A T [®]
UNDERGROUND PIERCING TOOLS

Tools & Accessories Catalog



WWW.CONTOOL.NET

GRUNDOMAT®

Piercing Tools



For over 35 years, Grundomat pneumatic piercing tools have been performing horizontal bores beneath highways, railways, and driveways. Offering the most economical method for boring up to 150 feet, GRUNDOMAT is used in all types of utility construction, including residential plumbing applications. All Grundomat models combine unique features that deliver better bores.

Reciprocating Stepped-Cone Head

The accuracy edge . . . ordinary tapered cone heads just can't cut it. Only Grundomat tools have the patented reciprocating stepped-cone chisel head that effectively powers through obstructions for consistently on-target bores.

- Chisel-tip establishes accurate trajectory.
- Cutter cone steps & long tool length maintains course.
- Reciprocating head action keeps tool on course.



Simple Operation

Aim and shoot . . . the Grundomat does the rest, exiting at your predetermined target. For dead-end bores, reverse the tool by simply twisting the air hose one quarter turn.

- Easily launched by hand or from cradle.
- Minimal tool set-up for fast, profitable work.
- Durable construction ensures little maintenance.



Simultaneous Pipe Pulling

One simple step . . . as the tool performs the bore, it also pulls in pipe behind it. This is especially beneficial in soft, unstable soils.

- Tool performs profitable double-duty.
- Pipe easily attaches to rear of tool.
- Tools can also be configured to push steel pipe.



GRUNDOMAT...THE WORLD'S MOST ACCURATE PIERCING TOOL

TOLL FREE (866) 266-8665 FAX (616) 457-3393 sales@contool.net

QuickQuote

THE GRUNDOMAT® EDGE: Patented reciprocating chisel-head action.

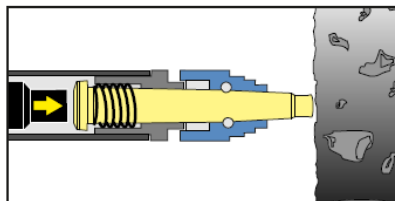
GRUNDOMAT Hammers Straight Ahead

The reciprocating stepped-cone chisel head action of the Grundomat tool is unique because it hammers away at solid obstacles. This two-stroke action means that the piston's impact is concentrated on the reciprocating tool head for optimum boring performance.

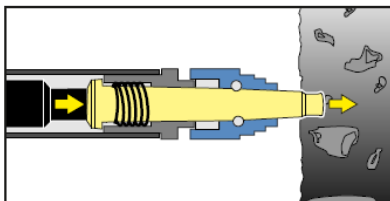


Here's How It Works...

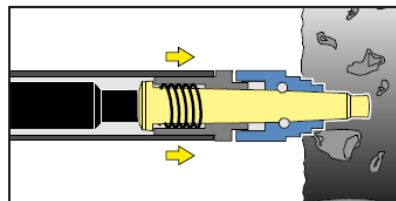
Compressed air repeatedly propels the piston against the rear of the chisel head assembly. This first compresses the pre-tensioned steel spring which forces the chisel head assembly forward independently of the main casing to overcome the high initial ground resistance. Then, the same continuous force thrusts the outer casing ahead.



Piston moves toward the base of the chisel head assembly.



It impacts on the base of the chisel head, compressing the spring and propelling the head assembly forward, independently of the main casing.



This drives the base of the chisel head into the main casing, while propelling the entire tool forward.



Long, Accurate Bores

The tool follows the pilot bore to the targeted exit, even through rocky soils and cobble. Grundomat's stepped head design assists in fracturing and displacing rock, resulting in the directional stability of the tool. This provides for consistently on-target bores, from short to long-distance shots.

Minimal Maintenance

Replaceable internal seals ensure no direct metal-to-metal contact between the piston and internal casing, resulting in little wear. The simplicity of design and solid construction of the Grundomat guarantees minimal maintenance.

GRUNDOMAT® . . . Simple and Reliable

TOLL FREE (866) 266-8665

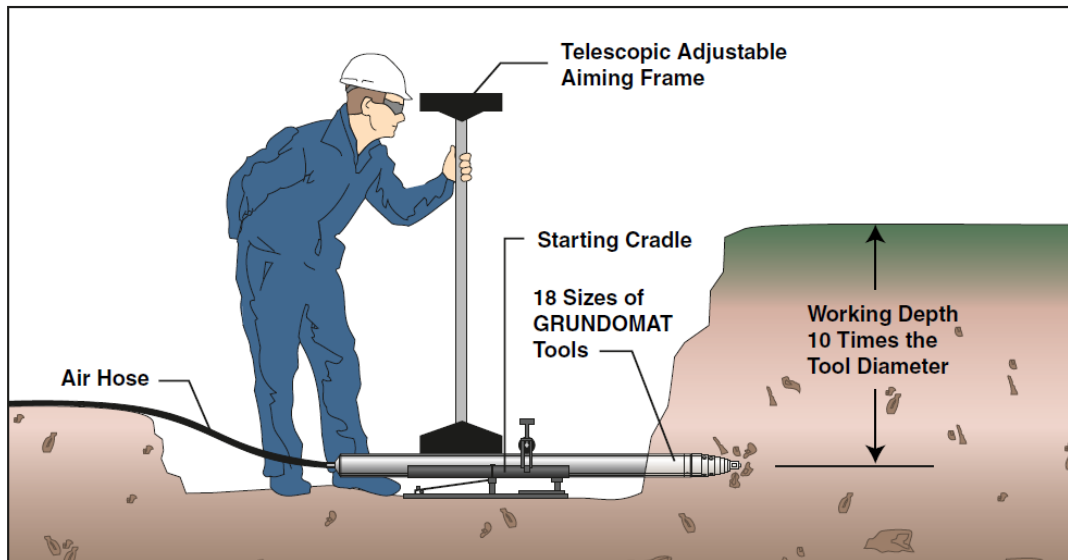
FAX (616) 457-3393

sales@contool.net

QuickQuote

WWW.CONTOOL.NET

TYPICAL SETUP FOR HORIZONTAL BORING



TECHNICAL INFORMATION

Model	Tool Diameter		Basic Package	Deluxe Package	Length (in.)	Weight (Lbs.)	Air Cons. (cfm)	Strokes / Minute
	(in)	(mm)	Part #	Part #				
45 P	1 3/4	45	07076917	07060417	39	20	12	580
55 P	2	55	07076920	07060420	43	32	18	480
65 P	2 1/2	65	07076926	07060426	52	55	25	460
65 PK	2 1/2	65	07076924	07060424	41	40	23	640
75 P	3	75	07076930	07060430	57	75	32	400
75 PK	3	75	07076929	07060429	49	62	28	460
85 P	3 1/3	85	07076934	07060434	61	101	32	390
85 PK	3 1/3	85	07076933	07060433	53	88	25	480
95 P	3 3/4	95	07076937	07060437	68	143	53	320
95 PK	3 3/4	95	07076939	07060439	60	123	46	360
100 P	4	100	07076940	07060449	67	154	42	330
100 PK	4	100	07076941	07060441	53	124	43	400
110 P	4 1/4	110	07076943	07060443	66	212	64	325
130 P	5	130	07076951	07060451	69	258	92	340
130 Servo	5	130	07076950P	07060450P	69	258	92	350
145 P	5 3/4	145	07076957	07060457	78	370	120	310
160 P	6 1/4	160	07076960	07060460	79	437	159	320
180 P	7	180	07076970	07060470	87	573	159	280

TOLL FREE (866) 266-8665 FAX (616) 457-3393 sales@contool.net

QuickQuote

GRUNDOMAT BASIC PACKAGE

For cost savings and ordering convenience, TT Technologies offers all models of the Grundomat piercing tool in a basic package. The basic package includes practical items to be sure that, upon delivery of the tool, you're ready to bore. All components are selected to provide a perfect match to each Grundomat model. See page 4 for tool specifications and ordering information.

The Grundomat Basic Package:

- Grundomat Boring Tool
- 50' Air Supply Hose
- Lubricator, in-line assembly
- 1 Gallon Grundo-Oil Tool Lubricant
- Magnetic Starting Level
- Operators & Parts Manual



GRUNDOMAT Basic Package for Models 45 & 55.



GRUNDOMAT Basic Package for Models 65 - 110.

Note: GRUNDOMAT Basic Packages for Models 130 & above use a different lubricator than what is shown.

G'MAT Model	Basic Package Part Number
45	07076917
55	07076920
65	07076926
65PK	07076924
75	07076930
75PK	07076929
85	07076934
85PK	07076933
95	07076937
95PK	07076939
100	07076940
100PK	07076941
110	07076943
130	07076951
130 Servo	07076950P
145 Servo	07076957
160 Servo	07076960
180 Servo	07076970

LIMITED TIME ONLY!!!
CALL FOR AVAILABILITY ON
FACTORY DEMO TOOLS

GRUNDOMAT DELUXE PACKAGE

For maximum productivity from your Grundomat tool, TT Technologies offers the Deluxe Package. This package includes all components in the basic package plus a convenient maintenance tool box that includes common tools needed by the user to install accessories and perform maintenance procedures on the Grundomat. The Deluxe Package is available on all Grundomat models. See page 4 for specifications and ordering information.



GRUNDOMAT Deluxe Package for Models 45 & 55.



GRUNDOMAT Deluxe Package for Models 65 - 110.

Note: GRUNDOMAT Deluxe Packages for Models 130 & above use a different lubricator than what is shown.

G'MAT Model	Deluxe Package Part Number
45	07060417
55	07060420
65	07060426
65PK	07060424
75	07060430
75PK	07060429
85	07060434
85PK	07060433
95	07060437
95PK	07060439
100	07060440
100PK	07060441
110	07060443
130	07060451
130 Servo	07060450P
145 Servo	07060457
160 Servo	07060460
180 Servo	07060470

The Grundomat Deluxe Package:

- Grundomat Boring Tool
- 50' Air Supply Hose
- Lubricator, in-line assembly
- 1 Gallon Grundo-Oil Tool Lubricant
- Magnetic Starting Level
- Operators & Parts Manual
- Maintenance Tool Box including:

Spanner Wrench, pair; Replacement Spanner Pins; Liquid Teflon; Seal Compression Clamp; Roll Pin Punch; 277 Threadlocker (10ml); Primer (2oz); Roll Pin Kit

LIMITED TIME ONLY!!!
CALL FOR AVAILABILITY ON
FACTORY DEMO TOOLS



Maintenance Tool Box with parts.

TOLL FREE (866) 266-8665 FAX (616) 457-3393 sales@contool.net

QuickQuote


HEAVY-DUTY LUBRICATOR



Provide consistent lubrication to ensure the long life of your Grundomat pneumatic tool. Lubricators inject tool lubricant directly into the air stream. A variety of models are available to provide the correct amount of lubricant for a specific diameter of Grundomat tool. Top quality lubricators feature a wide, no tip base, the ability to adjust lubricant flow while in use, and an external sight tube. Use premium quality Grundo-Oil from TT Technologies.

Part Number	Lubricator Capacity (qts)	GRUNDOMAT Model
GE0452291	1	45-55
GRU2002298	3.5	65-110
GRU2002296	3.5	130-180
GV1302300	4	130 Servo
GV1802300	4	145-180 Servo

IN-LINE LUBRICATOR & REGULATOR



An economical way to provide essential lubrication to your Grundomat pneumatic tool. Lubricator injects lubricant directly into the air stream. These units feature a pressure relieving reservoir fill cap. Use premium quality Grundo-Oil from TT Technologies.

Part Number	Lubricator Capacity (oz)	GRUNDOMAT Model
07022917	6.6	45-55
07022935	10	65-110
07022950	19	130-180

Part Number	Description	GRUNDOMAT Model
07080300	Regulator	45-110

CALL FOR DETAILS ON:

AIMING FRAMES
SURVEYOR'S STAKES
STARTING CRADLES
ANCHOR STAKES
UNITHERM COMPRESSED AIR HEATERS

TOLL FREE (866) 266-8665 FAX (616) 457-3393 sales@contool.net

QuickQuote

WWW.CONTOOL.NET

GRUNDO-OIL® AIR TOOL LUBRICANT, NON OIL-OIL

HAVE YOU TRIED THE NEW FORMULA?
IMPROVED FOR ALL SEASONS



Grundo-Oil synthetic lubricant from TT Technologies is specially formulated for all pneumatic tools, including the Grundomat piercing tool. Grundo-Oil ensures smooth operation of air tools and will not deteriorate air hoses or plastic pipe. Superior features include:

- Biodegradable and non-toxic
- No environmentally hazardous components
- Nonflammable and non-corrosive
- Less inhalation threat from exhaust
- Contains no ethylene glycol
- Easy clean-up
- Fully synthetic
- Water-based and water soluble



GRUNDO-OIL AIR TOOL LUBRICANT

Part Number	Volume	Quantity
07023115	1 Gallon	4/Case
07023112	55 Gallon Drum	1
07023117	250 Gallon Tote	1

GRUNDO-OIL RD-99 AIR TOOL LUBRICANT

Part Number	Volume	Quantity
07023120	1 Gallon	4/Case
07023119	55 Gallon Drum	1
07023124	250 Gallon Tote	1

FDA APPROVED — FOOD BASED

AVOID CONTAMINATING

NEW SERVICES



GRUNDO-OIL GRUNDOSAFE AIR TOOL LUBRICANT*

Part Number	Volume	Quantity
07023118	1 Gallon	4/Case
07023123	5 Gallon Pail	1
07023125	55 Gallon Drum	1
07023126	250 Gallon Tote	1

TOLL FREE (866) 266-8665 FAX (616) 457-3393 sales@contool.net

QuickQuote

AIR SUPPLY HOSE

Wire reinforced air line with quick lock couplers and abrasion resistant cover.

Part Number	Description
07020117	1/2" (45-55)
07020135	3/4" (65-110)
07020157	1 1/4" (130-180)

Part Number	Description
GV1302257	1 1/4" x 65' steel wire braid hose with internal control hose for PCG 130 tools (Heavy Duty)
GV1802257	1 1/2" x 65' steel wire braid hose with internal control hose for PCG 145/160 & PCG 180 tools (Heavy Duty)



WHIP HOSE END CAPS & PLUGS

Dust cap for whip hose prevents dirt from getting into tools whip hose when tool is not in use.

Part Number	GRUNDOMAT Model	Description
GE0452390	45, 55	Cap
GE0902390	65-110	Cap
GRU2006641	130-180	Cap
YY060988	130 Servo	Plug
YY060987	130 Servo	Cap
YY150935	145-180 Servo	Plug
YY150936	145-180 Servo	Cap



WHIP HOSE — QUICK CHANGE

Part Number	GRUNDOMAT Model
07022720	45-55
07022731	65-75
07022740	85-110
07022751	130-145



**WHIP HOSE STARTING TO LOOK WORN?
ORDER A REPLACEMENT TODAY**

TOLL FREE (866) 266-8665 FAX (616) 457-3393 sales@contool.net

QuickQuote

WWW.CONT TOOL.NET

WHIP HOSE — NON CONDUCTIVE

These whip hoses are 6' long and are recommended for use over our shorter versions.



Part Number	GRUNDOMAT Model
07022715	45-55
07022727	65-110

These are our shorter version whip hoses.



Part Number	GRUNDOMAT Model
GS0458135A	45-55
GS0758135A	65-75
GS0958135A	85-95

PULLING NIPPLES — NO THRU HOLE



Part Number	Description & (Model)	Pipe Range
07063112	Male Coupler (45-55)	1/2" to 1"
07063134	Female Coupler (45-55)	1/2" to 1"
07063113	Male Coupler (65-110)	1/2" to 1"
07063133	Female Coupler (65-110)	1/2" to 1"

AIR HOSE PULLING EYES



Used to pull back winch line or product line as air hose is removed from bore.

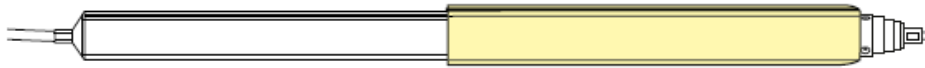


Part Number	GRUNDOMAT Model	Description
07070420	(45-55)	1/2" Air Hose w/Male Coupler
07070421	(45-55)	1/2" Air Hose w/Female Coupler
07070402	(65-110)	3/4" Air Hose w/Female Coupler
07070403	(65-110)	3/4" Air Hose w/Male Coupler
07070400	(130-180)	1 1/4" Air Hose w/Male Coupler
07070401	(130-180)	1 1/4" Air Hose w/Female Coupler
07070451	130 Servo	GV1302257 Female
07070450	130 Servo	GV1302257 Male
07070481	145-180 Servo	GV1802257 Female
07070480	145-180 Servo	GV1802257 Male

TOLL FREE (866) 266-8665 FAX (616) 457-3393 sales@contool.net

QuickQuote

FRONT END EXPANDER



Expanders are used for enlarging the hole after the initial bore is made. The expander is designed for use with a pulling attachment and a steel cable. In addition, it must be assisted with a power winch or some other pulling equipment to assure continued tension on the cable. Front End Expanders are recommended for occasional use only.



Part Number	GRUNDOMAT Model	Exp. Size (O.D.)
07083730	65	3.00
07083645	75	4.50
07083650	75	5.00
07068555	85	5.50
07069552	95	5.25
07069560	95	6.00
07069660	110	6.00
07069763	130	6.50
07069780	130	8.00
07069980	145	8.00
07070080	160	8.00
07069898	180	10.00

** Other sizes are available upon request.

PULLING ATTACHMENT



Attaches to the chisel with roll pins providing an eye to couple the pulling cable to the machine when using a Front End Expander.



Part Number	GRUNDOMAT Model	Roll Pin Kit Part Number	Roll Pin Punch Part Number
GRU0650580	65	181481011378	220410060
GRU0750580	75	181481011378	220410060
GZ0850580	85	181481011460	220410090
GRU0950580	95 & 100	181481011458	220410090
GE1100580	110	181481011543	220410110
GRU1300580	130	181481011503	220410080
GE1450580	145	181481011503	220410080
GF1600580	160	181481011503	220410080
GRU1800580	180	181481011586	220410111

**CALL FOR EXPERT ADVICE AND SOLUTIONS FOR
YOUR PARTICULAR INDUSTRY AND JOB**

TOLL FREE (866) 266-8665 FAX (616) 457-3393 sales@contool.net

QuickQuote

WWW.CONTTOOL.NET

PE PIPE PULLING TAIL PIECE (SWIVEL)



Attach the PE Pipe Pulling Tail piece (Swivel) to the end of the Grundomat which allows you to directly bolt 2" polyethylene (yellow) gas pipe to the tool and be pulled in during your bore.

Part Number	GRUNDOMAT Model	2" Gas Pipe Adapter Part Number	Reverse Cone Part Number
GZ0751076	75	GZ0751077	GZ0751078
GZ0851076	85	GZ0851077	GZ0851078

THREAD-ON TAIL PIECE EXPANDER



Tail piece expander threads on to the Grundomat tool providing an economical way of upsizing the bore diameter in lighter soils. This bubble-type modular attachment provides additional versatility for Grundomat in certain soil conditions

Part Number	GRUNDOMAT Model	Upsizes	
		(mm)	(in)
GZ0856462	85	98	3.85
GP0956461	95	105	4.13
GP1106461	110	118	4.65
GP1106462	110	138	5.43
GP1306461	130	140	5.51

PE PIPE PULLING TAIL PIECE (FIXED)



Pipe Pulling Tail piece with Side Exhaust.

Part Number	GRUNDOMAT Model	O.D. Smallest
GZ0656452	65	2"
GZ0756452	75	2½"
GZ0856452	85	3"
GZ0956452	95	3"
GZ1106452	110	3½"

Pipe Pulling Tail piece with Center Exhaust.

Part Number	GRUNDOMAT Model	O.D. Smallest
GZ0656453	65	2"
GZ0756453	75	2½"
GS0856453	85	3"
GZ0956453	95	3"
GZ1106453	110	3½"
GZ1306453	130	3½"
GZ1456453	145	3½"

MULTICUTTER CONE (OVERSIZED)



This 2 mm oversized cutter cone is used in tight clay conditions to increase the soil displacement so that the soil does not contact and grip the casing of the tool too tight, thus increasing the bore speed. Designed for long-wear.

Part Number	GRUNDOMAT Model	Dia. (mm)
GE0455015	45	46
GP0555015	55	57
GP0655015	65	67
GP0755015	75	77
GP0855015	85	87
GP0955015	95	97
GP1105015	110	112
GP1305015	130	132



PIPE PULLING TAIL PIECE



Replaces the reverse tail piece of the standard Grundomat to accept the spigot end of the pipe being pulled.

Part Number	GRUNDOMAT Model	Tail Piece O.D. (In)
GE0450300	45	1.75
GE0650300	65	2.13
GZ0750300	75	3.00
GZ0850300	85	3.33
GE0950300	95 & 100	3.84
GE1100300	110	4.30
GE1300300	130	5.25
GE1450300	145	6.13
GF1600300	160	6.30
GE1800300	180	7.38
GE1800301	180	8.25



NOTE: When you are not pulling pipe, do not use the tool without putting the tapered reverse tail piece back on the tool.

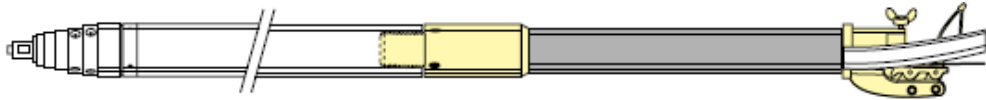
DIRECT BOLT PIPE PULLING TAIL PIECE



Replaces the reverse tail piece of the standard Grundomat. Allows you to directly bolt the PE pipe to the tool and be pulled in while the tool is boring.

Part Number	GRUNDOMAT Model	Pipe Size (In)	Bolt Part Number	Number of Bolts
GP0950200	95	2" PE	2411000	4
GP1100300	110	3" PE	2411000	4
GP1300400	130	4" PE	2411000	4
GP1450400	145	4" PE	2411000	6
GP1800400	180	6" PE	6031028	6

PLASTIC PIPE PULLING PACKAGE



For pulling PVC or ridged plastic pipe directly behind the Grundomat at the same time the bore is being made. The package includes a pipe pulling tail piece, a clamp and clamp adapter (if needed), 3 quick links and 50 feet of steel cable. Note: A clamp adapter is not needed when pulling 4" pipe.

Part Number	GRUNDOMAT Model	Pipe Description
07070825	65	1½" Sch 40 1.900 O.D.
07070831	75	2" Sch 40 2.875 O.D.
07070833	85	2" Sch 40 2.875 O.D.
07070837	95	3" Sch 40 3.50 O.D.
07070840	100	3" Sch 40 3.50 O.D.
07070842	110	3½" Sch 40 4.00 O.D.
07070850	130	4" Sch 40 4.50 O.D.
07070857	145	5" Sch 40 5.563 O.D.
07070860	160	4" Sewer 4.80 O.D.
07070870	180	6" Sch 40 6.625 O.D.

**NEED PRICING TODAY?
CALL, EMAIL, OR CLICK ON QuickQuote AT
THE BOTTOM OF EVERY PAGE**



TOLL FREE (866) 266-8665 FAX (616) 457-3393 sales@contool.net

QuickQuote

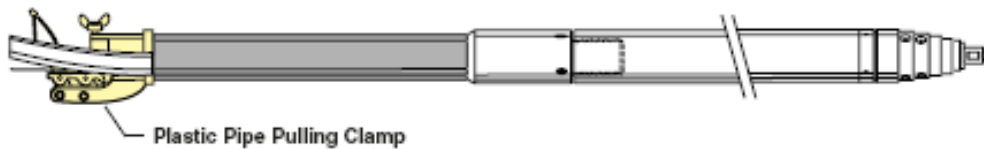
PIPE PULLING CABLE AND QUICK LINKS

Used for pulling pipe or for assisting the Front End Expander through the bore hole.

Part Number	Cable & GRUNDOMAT Model
07003300	5/32" x 50' For the 65-95
07003350	3/8" x 50' For the 110-180 & all expanding operations
07027300	3/16" Quick link
07003230	3/8" Quick link
07003250	1/2" Quick link
DRIU-34000	1 1/2 Ton Clevis

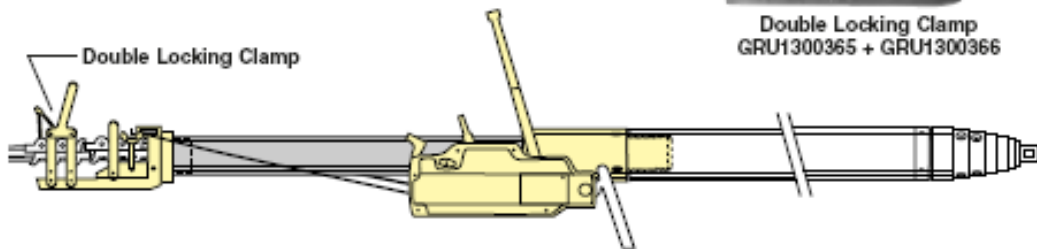


PIPE PULLING CLAMP




Used with the Pipe Pulling Cable and a pipe adapter if needed, locks the pipe being pulled into the back of the boring tool. Both clamps can be used with plastic pipe. Double clamps allow operator to tighten cable easier and faster.

Part Number	GRUNDOMAT Model	Product	Description
GRU0750340	65-100	(Plastic)	2" to 3" pipe (Single Locking)
GRU1300365	110-145	(Plastic or Steel)	Up to 4" pipe (Double Locking)
GRU1300366	160-180	(Plastic or Steel)	5" and larger (Double Locking)



SOLID STEPPED HEAD—THREAD ON



Part Number	GRUNDOMAT Model
GP0455005	45
GP0555005	55
GE0655007	65
GP0755005	75
GP0855005	85
GP0955005	95, 100
GP1105005	110
GP1305005	130
GP1455005	145
GP1605005	160
GP1805005	180

For converting the Grundomat to a pipe driving machine. Requires removal of the stepped head assembly. The stepped head can be used in looser soils where accuracy is not as critical.

**DID YOU KNOW
GRUNDOMAT CAN BE
USED TO DRIVE PIPE?**

SOLID SMOOTH HEAD—THREAD ON



Part Number	GRUNDOMAT Model
GE0455006	45
GS0555007	55
GE0655006	65
GZ0755006	75
GZ0855006	85
GE0955006	95

For converting the Grundomat to a pipe driving machine. Requires removal of the stepped head assembly. Also can be used in looser soils where accuracy is not as critical.

**STEPPED OR SMOOTH?
CALL US FOR A
RECOMMENDATION**

PIPE BURSTING EXPANDERS



In use with Grundomat tools since early 1970's.

Part Number	Description	Expander O.D.	Length	Connecting Bolt	Number of Bolts	Fits Tools
6008506	4" Direct bolt solid	5.5"	12"	2410900	6	75 P/85 P
6009506.1	4" Direct bolt solid	5.8"	12.7"	2410900	6	95 P
6008508	6" Direct bolt solid	8"	12"	2411100	6	75 P/85 P
6009508.1	6" Direct bolt solid	8"	12.7"	2411100	6	95 P
6008506.2	4" DIPS direct bolt solid	5.5"	12"	2410900	6	75 P/85 P
6009506.2	4" DIPS direct bolt solid	5.8"	12.7"	2410900	6	95 P
6009508.2	6" DIPS direct bolt solid	8"	12"	2411100	6	95 P

TOLL FREE (866) 266-8665 FAX (616) 457-3393 sales@contool.net

QuickQuote

MAINTENANCE TOOL BOX

Convenient maintenance tool box that includes common tools needed by the user to install accessories and perform maintenance procedures on the Grundomat. Tool box is shipped prepared for specific size Grundomat tool. Maintenance Tool Box is included in Grundomat Deluxe Package.

Maintenance Tool Box Includes:

- Roll Pin Punch
- Spanner Wrench, pair
- Seal Compression Clamp
- Replacement Spanner Pins
- Liquid Teflon
- Loctite 277, 10ml
- Roll Pin Kit


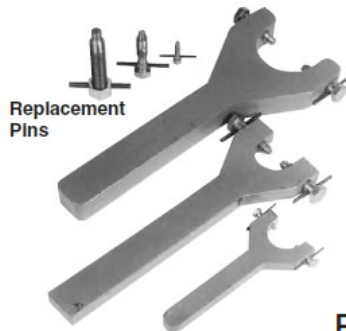
Part Number	GRUNDOMAT Model
GS0453500	45
GP0553500	55
GZ0653500	65
GZ0753500	75
GZ0853500	85
GZ0953500	95
GZ1003500	100
GZ1103500	110
GP1303500	130
GP1453500	145
GP1603500	160
GP1803500	180



SPANNER WRENCH

For disassembly of Grundomat tools or to install attachments. Two spanner wrenches are required. Order specific wrench for Grundomat model.

Part Number	GRUNDOMAT Model
07033215	45
07033220	55
07033225	65
07033230	75
07033237	85
07033239	95
07033240	100-110
07033250	130
07033257	145
07033270	160-180



REPLACEMENT PIN ASSEMBLIES FOR SPANNER WRENCHES

Part Number	GRUNDOMAT Model
07070316	45
07070329	55
07070321	65
07070312	75-130
07070318	145-180


ASK US FOR A FREE PDF SHOP MANUAL WITH ANY TOOL OR PART PURCHASE

TOLL FREE (866) 266-8665 FAX (616) 457-3393 sales@contool.net

QuickQuote

WWW.CONTOOL.NET

STEPPED HEAD REMOVAL TOOLS



Tools specifically designed for the safe, easy removal of the Grundomat's reciprocating stepped-cone head. Can be used easily in the field or shop for maintenance procedures.

STEPPED HEAD REMOVAL RING

Bolts tighten to provide separation of stepped cone head and tool body. Order ring to fit specific GRUNDOMAT models.

Part Number	GRUNDOMAT Model
GS0553450	45-55
GE0953450	65-100
GE1453450	110-145



ROLL PIN PUNCH

For the removal and installation of roll pins in the stepped head assembly. (Punch is sized 1 mm smaller than roll pin to prevent sticking).



Part Number	GRUNDOMAT Model
GRU2007001	45
220410007	55
220410060	65
220410090	75
220410080	85-100
220410110	110
220410111	130
GRU2007007	145



Chisel Protection Sleeve

CHISEL PROTECTION SLEEVE

Used in conjunction with step cone removal ring for the safe removal of the stepped head. Prevents chisel from chipping.

Part Number	GRUNDOMAT Model
GE0453640	45
GS0553640	55
GRU0653640	65
GRU0753640	75
GZ0853640	85
GRU0953640	95-100
GE1103640	110
GRU1303640	130
GE1453640	145

ROLL PIN AIR HAMMER



For quicker installation and removal of roll pins. Call with your Grundomat model number for specific attachments to install and remove roll pins on your tool.

Part Number	Description
RRH12PTS	Riveting Air Hammer


TOLL FREE (866) 266-8665 FAX (616) 457-3393 sales@contool.net

QuickQuote

CLAMP STANDS & PADS

Heavy duty workbench and clamps for securing Grundomat while performing maintenance functions.

Part Number	Description
07032950	Assembly stand with clamps for 55-130.
GE0453260	Set of clamping jaws for 45.
GRU1303300	Assembly clamp
GP0453310	Clamp pad 45
GP0553310	Clamp pad 55
GRU0653310	Clamp pad 65
GRU0753310	Clamp pad 75
GZ0853310	Clamp pad 85
GRU0953310	Clamp pad 95
GZ1003310	Clamp pad 100
GE1103310	Clamp pad 110



LOCTITE PRODUCTS & ADHESIVES

For Head and Control Stud Assembly.

Part Number	Description
TL77-10	Loctite 277 (red, 10 ml bottle)
02127700	Loctite 277 (red, 50 ml bottle)
02127710	Loctite 277 (red, 250 ml bottle)
02144800	Loctite 638 (green, 50 ml bottle)
02144900	Loctite 638 (green, 250 ml bottle)
02931400	Epoxy - High Strength

For Reverse Cone & Pipe Pulling Tail Pieces.

Part Number	Description
07035150	PST Liquid Teflon (50 ml bottle)
07035160	PST Liquid Teflon (250 ml bottle)



CALL FOR DETAILS ON:

**GRUNDOSTEER
GRUNDO-AIR
DUCT RODDERS
GRUNDEX II**

TOLL FREE (866) 266-8665 FAX (616) 457-3393 sales@contool.net

QuickQuote

WWW.CONTOOL.NET

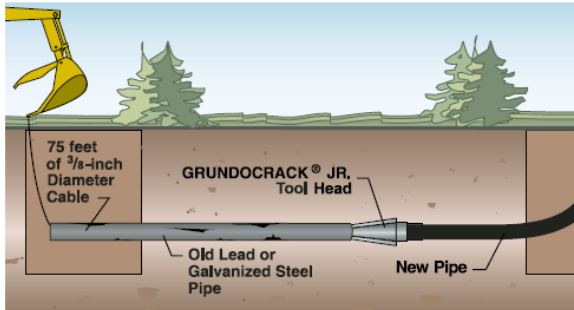
GRUNDOCRACK JR. SMALL PIPE SPLITTING SYSTEM



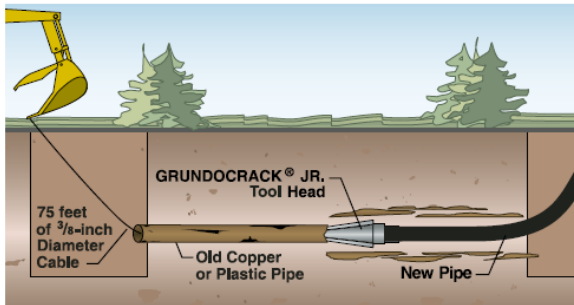
Replace 5/8-inch through 2-inch copper, galvanized, lead and plastic services lines quickly and easily with Grundocrack Jr.

The Grundocrack Jr. tool head is pulled through the existing service installation by a truck, backhoe or winch. Depending on the condition of the plastic or copper pipe, the tool head may split the old pipe as it travels through the line, pushing the fragments into the surrounding soil, while simultaneously pulling in the new pipe. In other cases, as with lead and galvanized steel pipe, Grundocrack Jr. with push/pull the old line out, in one piece, while pulling in the new pipe.

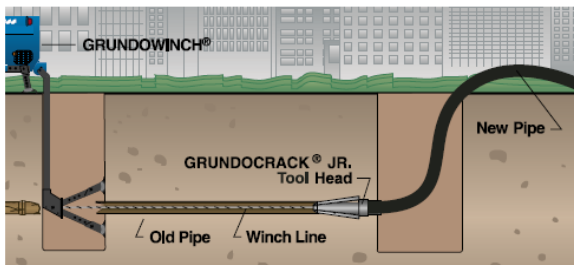
NOTE: Tool will not split galvanized steel or lead pipe.



Lead or Galvanized Steel pipe is pushed out while the new line is pulled in. For lead pipes, a mesh type pulling grip is used to pull on the lead line and steel cable at the same time.



Copper or Plastic pipe is split into fragments and embedded into surrounding soil to make room for the new pipe.



The 2½-inch diameter GRUNDOCRACK Jr. is effective for small diameter service line replacement. Cable can be pulled by winch, truck hitch, backhoe or other suitable pulling equipment.

Specs:

Tool Diameter: 2½ inches
Cable Diameter: 3/8 inch
Cable Length: 75 feet

Kit Includes:

Splitting Head
3/8-inch x 75-foot Cable
Chicago Style Cable Grip
3/4- and 1-inch Pipe Adapters

Part

Number	Description
110199	GRUNDOCRACK Jr. Small Pipe Splitting System

options:

0900000	Mini Pipe Splitter
0910005	Cable Assembly 3/8" x 75' long
1684-5	Cable Grip
02219816	Pipe Coupler
02130750	Reducing Coupler
07063190	Cutting Nipple 3/4" to 1"

Part

Number	Description
110399	GRUNDOCRACK Jr. Small Pipe Splitting System

options:

0900000	Mini Pipe Splitter
0910010	Cable Assembly 3/8" x 100' long
1684-5	Cable Grip
02219816	Pipe Coupler
02130750	Reducing Coupler
07063190	Cutting Nipple 3/4" to 1"

Grundocrack Jr. also available for replacing 1/2" - 3/4" services lines.

TOLL FREE (866) 266-8665 FAX (616) 457-3393 sales@contool.net

QuickQuote

The Grundotugger® gives you the power to burst and replace laterals, up to 150 feet and more, in a package that is portable and simple to use. Replace size for size or upsize! TT Technologies backs each Grundotugger with over 40 years of trenchless experience.

Part Number	Description
GTU100	Grundotugger system

Includes the following accessories:

Part Number	Description
GTU340600	Hyd. Hose Assy, Power Supply to Control Box
GTU350000	Control Box, Grundotugger
GTU350100	Power Cable, Grundotugger - 20' LG
GTU360000	Tugger Assy, Complete
GTU360500	Support Plates, Complete
GTU360600	Extraction Plates w/ Roller Complete

GRUNDOTUGGER Accessories:

Part Number	Description
GTU330000	Plug, Cable Pull
GTU340008	Adapter, 75P GMAT Assist
GTU340010	Adapter, 85P GMAT Assist
GTU340012	Adapter, 95P GMAT Assist
GTU340014	Adapter, 110P GMAT Assist
GTU330040	Expander, 4" Direct Bolt
GTU330060	Expander, 6" Direct Bolt
GTU330060DIPS	Expander, 6" DIPS Direct Bolt
GTU330040GMO	Expander, 4" GMO Puller
GTU330060GMO	Expander, 6" GMO Puller
GTU330010	Adapter, GMO Expander
GTU340020	Adapter, Excavator Swivel
GRT01RA050	Rollerblade, 2"
2010	Power Pack, 21 HP x 10 GPM (gas engine)
GTU340065	Cable, 3/4" x 65'
GTU340100	Cable, 3/4" x 100'
GTU340150	Cable, 3/4" x 150'
GTU340200	Cable, 3/4" x 200'
GTU340100THD	Cable, 3/4" x 100' w/ Threaded Pin


Other cable lengths available upon request.



Exclusive Mini-Excavator Mounting Option provides easy GRUNDOTUGGER transport, placement and removal.



TT Technologies Electro-hydraulic System provides the power needed to meet the challenges of pipe bursting. In addition, the hydraulic power pack system is designed to withstand the tough conditions found at every job site.



Typical Setup.



Add percussive force with a GRUNDOMAT piercing tool in combination with the GRUNDOTUGGER to help increase bursting power. Simply reverse the GRUNDOMAT tool to back it out of the pipe—a proven method since the early 1970's.



Cable Pull Plug

Cable



Direct Bolt Expander

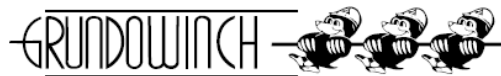


GMO Puller Expander



2" Rollerblade

Get to Know the Mole



Additional products and training materials are also available, like our Guide to Pneumatic Pipe Bursting and User Manuals, Contact your TT salesman for details.

All rights reserved. No part of this catalog may be reproduced or transmitted in any form or by any means, electronic or mechanical, including storage on an information retrieval system, without written permission from TT TECHNOLOGIES, Inc.

CON-TOOL



DISTRIBUTORS

TOLL FREE (866) 266-8665

PHONE (616) 457-8667

FAX (616) 457-3393

sales@contool.net



TT Technologies

2020 E New York Street • Aurora, IL 60502 • 1-800-533-2078 • 1-630-851-8200 • FAX 1-630-851-8299

www.tttechnologies.com • E-mail info@tttechnologies.com

Copyright© 2009, TT TECHNOLOGIES, Inc.

WWW.CONTOOL.NET

